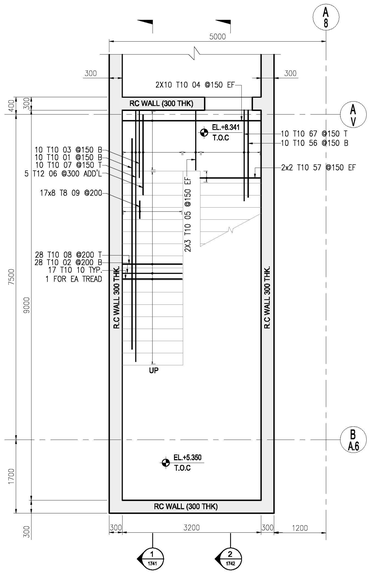

S1 - 42 STAIR PLAN AT TUNNEL LEVEL

SCALE 1:50

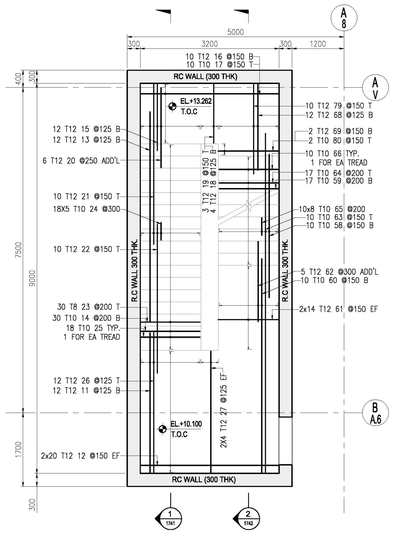

S1 - 42 STAIR PLAN AT GROUND LEVEL

SCALE 1:50

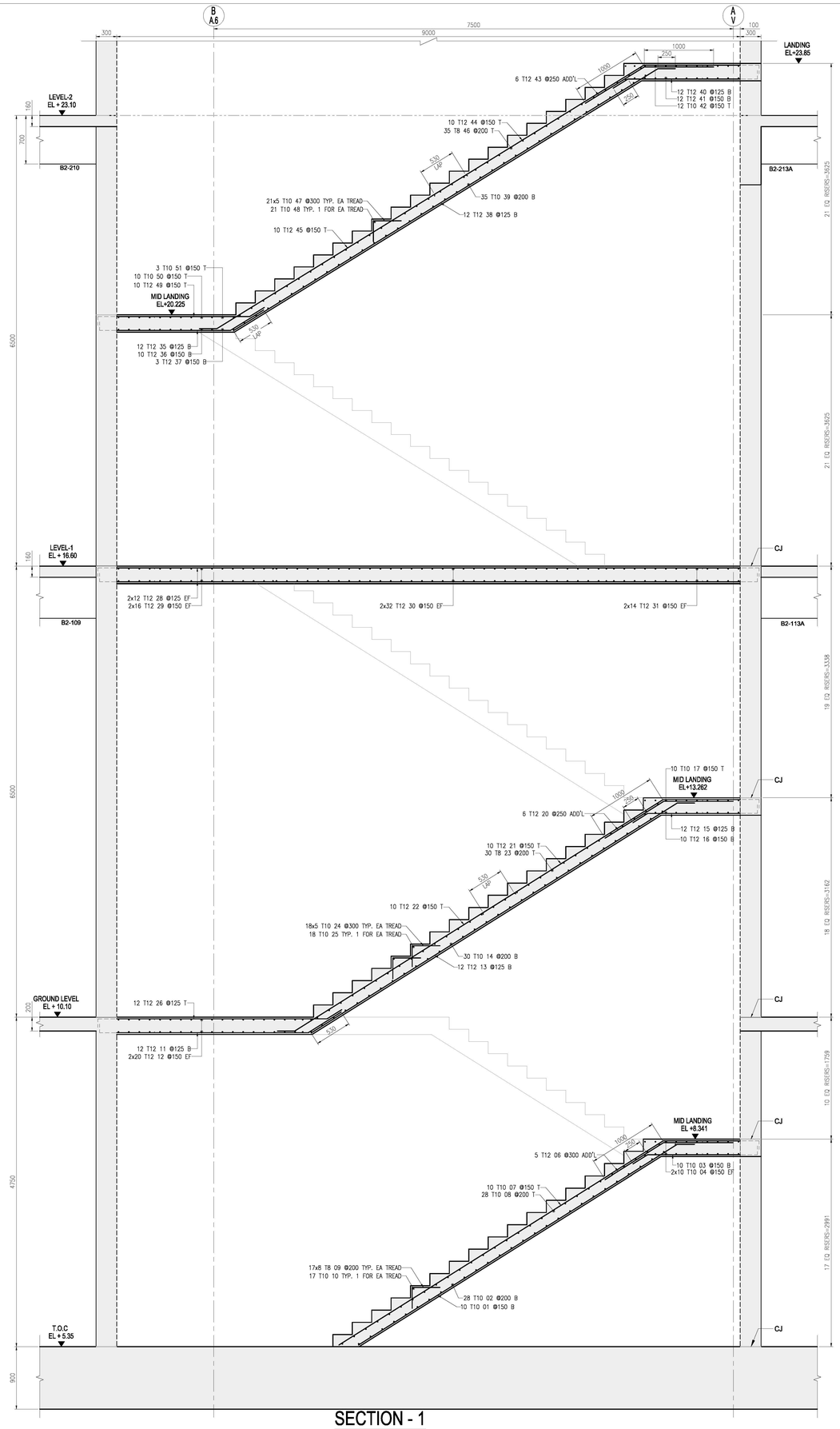

SECTION - 1

SCALE 1:25

NOTES / LEGENDS

1. ALL DIMENSIONS ARE IN mm UNLESS OTHERWISE NOTED.
2. ALL LEVELS ARE IN M UNLESS OTHERWISE NOTED.
3. COMPRESSIVE STRENGTH OF CONCRETE AT 28DAYS = 35 Mpa.
4. GRADE OF STEEL = A615M GRADE 420.
5. COVER FOR STAIR REINFORCEMENT = 25 mm
6. LEGEND FOR CALLOUT

5X8 T20 01 150 T1

- REMARKS
- SPACING
- BAR MARK
- BAR SIZE
- NO OF PLACES
- MULTIPLIER

7. ABBREVIATION

FB	– FACE BAR
T	– TOP BAR
B	– BOTTOM BAR
T.O.C	– TOP OF CONCRETE
SF	– SIDE FACE
EF	– EACH FACE
CJ	– CONSTRUCTION JOINT
EXJ	– EXPANSION JOINT
EL	– ELEVATION

LAP LENGTHS FOR C35				
	CLASS A		CLASS B	
DIA	ld	ldt	SA OR SB	SBt
T8	270	355	355	460
T10	340	440	440	575
T12	410	530	530	690
T16	545	705	705	915
T20	680	880	880	1145
T25	1060	1375	1375	1785
T32	1355	1760	1760	2285

REFERENCE DRAWINGS

S.No.	DRAWING NUMBER	REV	TITLE

KEY PLAN

REVISION:

REV	DESCRIPTION	PREPARED	CHECKED	DATE
10	ISSUED FOR APPROVAL	NS	NP	09.07.2014

DRAWING BY	DESIGNED BY	CHECKED BY	APPROVED BY	DATE

	ARCH	CIVL	STRC	PAVM	ELEC	MECH	ELTN	DATE
APPROVED AS SUBMITTED								
APPROVED WITH IND.CHANGES								
DISAPPROVED, RESUBMIT								

PROJECT NAME:

CLIENT:

ENGINEER:

PHASE & DISCIPLINE:

SHOP DRAWING
STRUCTURAL

DRAWING TITLE:

REINFORCEMENT DETAILS OF STAIR S1-42
AREA AA16
SHEET 1 OF 2

PROJECT NUMBER		DRAWING NUMBER	REV.
SIZE	SCALE	433-A002-S-SH-23-T-1741	10
A0	1:25 1:50		