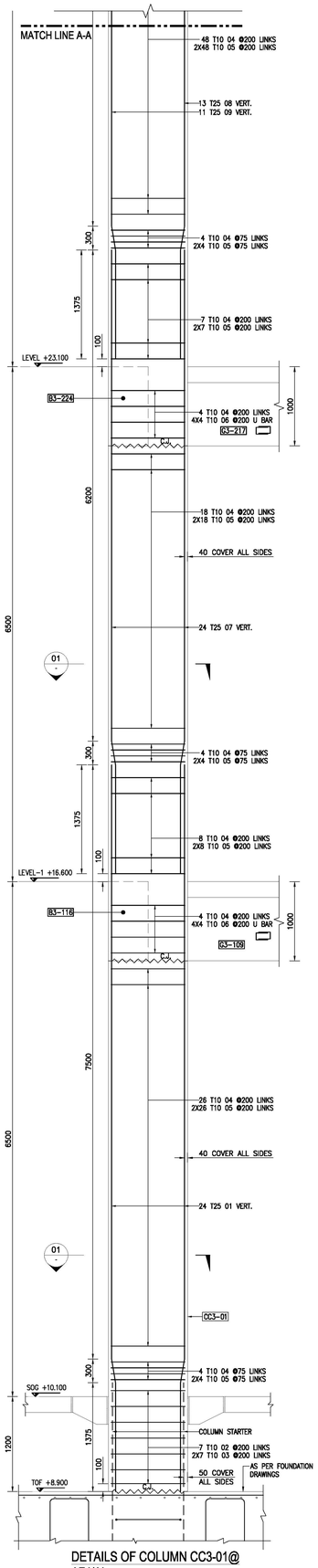

DETAILS OF COLUMN CC3-01@ A74/AL

SCALE 1:25 (01 NO REQ.)

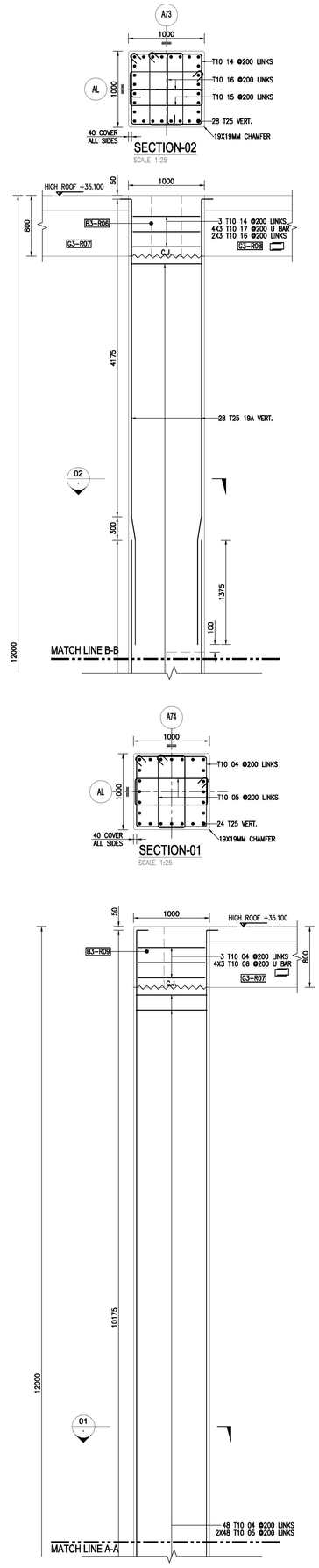

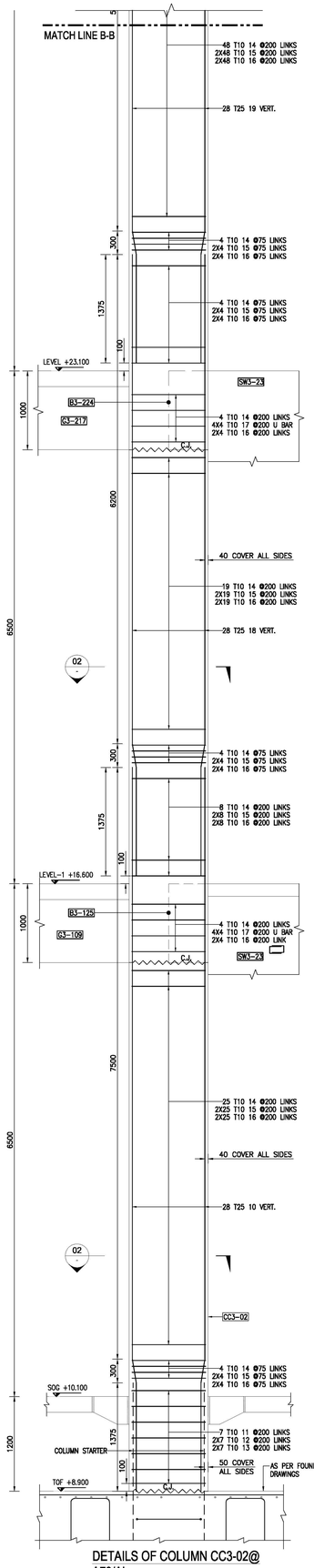

DETAILS OF COLUMN CC3-02@ A73/AL

SCALE 1:25 (01 NO REQ.)

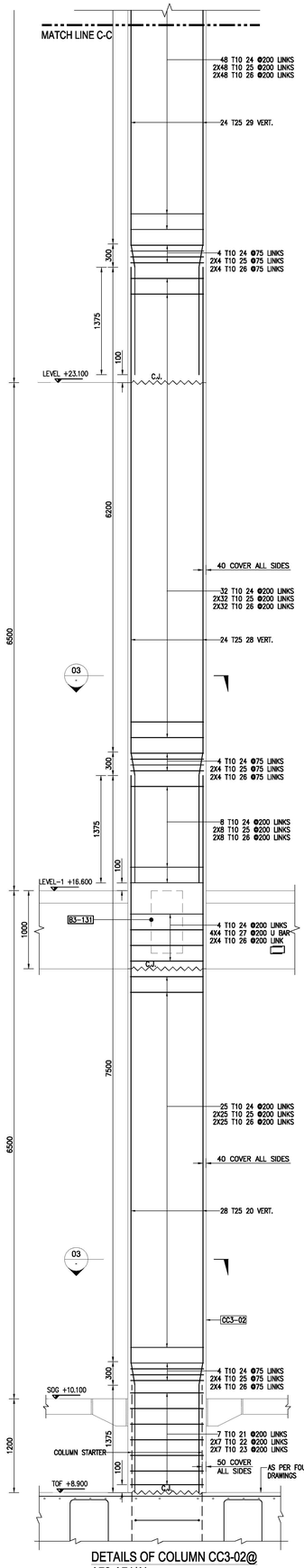

DETAILS OF COLUMN CC3-02@ A72-A71/AL

SCALE 1:25 (02 NO REQ.)

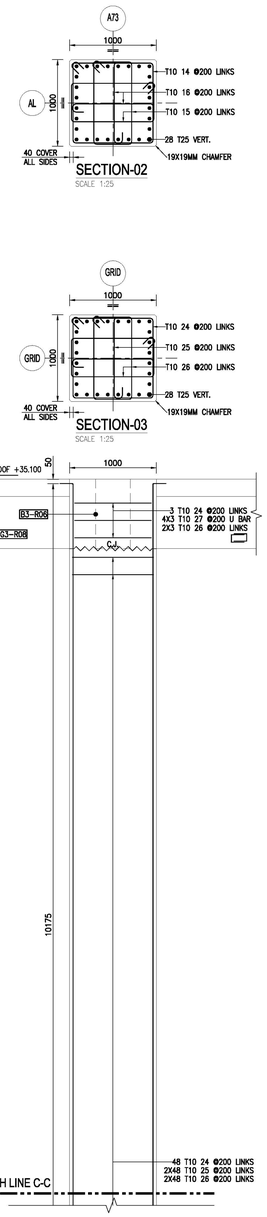

01 TO 29 BAR MARK FOR COLUMN REINFORCEMENT

NOTES / LEGENDS

1. ALL DIMENSIONS ARE IN mm UNLESS OTHERWISE NOTED.
2. ALL LEVELS ARE IN M UNLESS OTHERWISE NOTED.
3. COMPRESSIVE STRENGTH OF CONCRETE AT 28DAYS = 35 Mpa.
4. GRADE OF STEEL = A615M GRADE 420.
5. COVER FOR COLUMN REINFORCEMENT
   - BELOW GROUND LEVEL – 50 mm
   - ABOVE GROUND LEVEL – 40 mm
6. LEGEND FOR CALLOUT

   5X8 T20 01 150 T1
   - REMARKS
   - SPACING
   - BAR MARK
   - BAR SIZE
   - NO OF PLACES
   - MULTIPLIER
7. ABBREVIATION
   - VERT. – VERTICAL
   - C.J. – CONSTRUCTION JOINT
   - TOF – TOP OF FOOTING
   - SOG – SLAB ON GRADE

	LAP LENGTHS FOR C35			
	CLASS A		CLASS B	
DIA	ld	ldt	SA OR SB	SBt
T8	270	355	355	460
T10	340	440	440	575
T12	410	530	530	690
T16	545	705	705	915
T20	680	880	880	1145
T25	1060	1375	1375	1785
T32	1355	1760	1760	2285

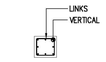

COLUMN PLAN

REFERENCE DRAWINGS

S.No.	DRAWING NUMBER	REV	TITLE

KEY PLAN

REVISION:

REV	DESCRIPTION	PREPARED	CHECKED	DATE
12	UPDATE DRAWING NUMBER	HP	NP	10.09.2014
11	UPDATE SHEET NO.	MN	NP	11.08.2014
10	ISSUED FOR APPROVAL	MN	NP	04.08.2014

DRAWING BY	DESIGNED BY	CHECKED BY	APPROVED BY	DATE

	ARCH	CIVL	STRC	PAVM	ELEC	MECH	ELTN	DATE
APPROVED AS SUBMITTED								
APPROVED WITH IND.CHANGES								
DISAPPROVED, RESUBMIT								

PROJECT NAME:

CLIENT:

ENGINEER:

PHASE & DISCIPLINE:

SHOP DRAWING
STRUCTURAL

DRAWING TITLE:

COLUMN REINFORCEMENT DETAILS
GROUND LVL.TO ROOF - AREA AA4
SHEET 1 OF 13

PROJECT NUMBER		DRAWING NUMBER	REV.
SIZE	SCALE	433-A003-S-SH-12-G-1916	12
A0	1:25		